




Pori Drwy Stori Nursery Programme Practitioner Guide



Welcome to the Pori Drwy Stori Nursery programme!

Pori Drwy Stori inspires a love of books, stories and rhymes and supports children to develop speaking, listening, literacy and numeracy skills. It is designed to support the home-school/home-setting link and to encourage parents and carers to play an active role in their child's learning.

The Pori Drwy Stori programme has been available for all children in Reception in Wales since 2012.

The Pori Drwy Stori Nursery programme will be offered to 20,000 Nursery children in 2024-25.



Pori Drwy Stori is delivered by BookTrust Cymru and funded by the Welsh Government.



Ariennir gan
Lywodraeth Cymru
Funded by
Welsh Government

Programme aims

The Pori Drwy Stori Nursery programme aims to improve educational outcomes for children in Nursery.

It aims to do this by providing engaging resources and activities that fit the principles of the Curriculum for Wales and the Literacy and Numeracy Framework, which support learning in the school/setting and at home and which facilitate a home-school/home-setting link.

- Specific aim 1** To improve oracy-related outcomes for **children**.
- Specific aim 2** To increase **parents' and carers'** engagement with their child's learning, specifically in relation to activities which support oracy outcomes.
- Specific aim 3** To increase **practitioners'** knowledge and understanding of, and practice relating to, how they can improve oracy outcomes for children, especially by engaging parents and carers.

What can the programme achieve?

The overall aim of the Pori Drwy Stori Nursery programme is to **improve educational outcomes for children in Nursery**, especially in relation to **oracy** skills. We hope that the programme will also have a positive impact on parents / carers and support practitioners, too.

The programme is designed to be flexible and we hope that you will use it in the way that you think best supports your learners, particularly those who would benefit with more support to help them get reading.

Here are some of the things that we hope the Pori Drwy Stori Nursery programme can achieve. Of course, we would not expect every outcome to be achieved in every Nursery! However, we hope this gives you some ideas about how you can make the most of the programme.

Children...

- know more rhymes and songs
- enjoy sharing rhymes and songs more and share them more often
- enjoy sharing books more
- talk about books more

Parents and Carers...

- share rhymes and songs more often with their child
- enjoy sharing books with their child more and feel that reading for pleasure is important
- use books to prompt talk and play with their child more
- communicate more with their child's school or setting and feel more engaged with their child's learning

Practitioners...

- understand more about the role of rhymes and songs in oracy development
- create more opportunities for sharing rhymes and songs (in English and Welsh)
- increase their use of books to support oracy outcomes
- develop new ways of communicating with parents/carers and/or supporting the home-Nursery link

Pori Drwy Stori Nursery resources

It's time to rhyme! (delivery 1)

Dear Practitioner,

Please find enclosed all your **It's time to rhyme!** resources. Inside the box you'll find one of each of the following items for every child taking part, plus one additional copy for you to use and keep in the nursery:



One plastic wallet and name sticker

For children to carry the rhyme sheets home and bring their yellow feedback slips back to nursery each week.



One Rhyme Calendar

For children to take home on the first week and keep at home. It includes rhyming tips and support for parents / carers.



Five A4 English rhyme sheets

One for each week. Colour coded to keep things simple!

Five A4 Welsh rhyme sheets

One for each week. Colour coded for ease of use!



Two activity sheets

To accompany the rhymes in weeks 1 and 3 i.e. 'Five Little Ducks' and 'Old MacDonald Had A Farm'.



You'll also find:

Five A3 English and five A3 Welsh rhyme posters. These are for you to display in your class/setting.

What will I need to do?

We want you to use **It's time to rhyme!** in a way that works best for you, your children and their families. To help you with this, we've designed the resources to be organised in the following way:

On the first week, send each child home with the

- turn and flip Rhyme Calendar
- 'Five Little Ducks' rhyme sheet
- 'Five Little Ducks' activity sheet

Place all items in the plastic wallet.

Children keep the calendar at home and return their completed yellow feedback slips to you each week. They will need to bring these back to nursery in their plastic wallets.

On each of the remaining four weeks, place the correct weekly rhyme sheet in the plastic wallet and send home e.g. week 2 'Teddy Bear, Teddy Bear' and 'Adeiladu Tŷ Bach, Un, Dau, Tri'.

Decide on which day of the week suits you and the children best to empty the plastic wallets of yellow feedback slips and refill with the next weekly rhyme(s).

Did you know...?

- Scan the QR codes on the A3 posters and Rhyme Calendars to watch and listen to the rhymes on the Pori Drwy Stori website.
- Download additional copies of all the **It's time to rhyme!** resources on our website: booktrust.org.uk/poridrwyystori-nursery



Look out for your next delivery of Pori Drwy Stori **Book Talk** resources from **February 2025 onwards!**

Pori Drwy Stori Nursery resources

Book Talk



Dear Practitioner,

Please find enclosed all the **Book Talk** resources. Inside the box you'll find one of each of the following items for every child taking part, plus one additional copy for you to use and keep in the nursery:

What will I need to do?

Use the Book Talk resources between March and June. To help you, your children and their families get the most out of the resources, we've designed them to be organised in the following way:

Week 1

- Plan how you will introduce the resources to families. Use the **A3 poster** to share information.
- Hand out the **Book Talk leaflet** to parents and carers.
- Use the **What am I? activity** and **social media cards** (access resource online) to build excitement around the book.



Week 2

- Share and talk about the book in class.
- Send the book and **Question Card** home to help parents and carers talk about the book with their children.
- Children return their completed green feedback slip.



Week 3

- Explore activities and themes related to the book in Nursery.
- Families use the **Mix and Match Characters** and **Character Puppets** activities at home.



Week 4

- Send the **feedback postcard** home for children to complete and return to Nursery. Encourage families to keep reading the book and having fun with the activities at home.



Week 5

- Plan when you will send the **Challenge Cards** for children to complete at home.
- Use to encourage children to keep on reading and enjoying books at home, and to maintain home-school links.
- You could use one card as a summer challenge to encourage families to share and talk about books over the holidays.



Did you know...?

- Scan the QR code on the book to listen to the stories on the Pori Drwy Stori website.
- Download additional copies of all the Book Talk resources on our website: booktrust.org.uk/poridrwystori-nursery



How to make the most of Pori Drwy Stori Nursery: Key recommendations

Pori Drwy Stori is designed to be flexible and to be adapted to different children, families and settings. However, based on feedback and evaluation, we strongly advise that you follow these **six key recommendations** to make the programme a success.

1

Plan how you will use Pori Drwy Stori Nursery. Take time to become familiar with the resources and to organise them once they arrive. Plan for links to other activities and Areas of Learning and Experience.

2

Introduce the whole programme to parents and carers. Use resources provided, including the parent letter and presentation, information leaflets and posters to encourage parents and carers to get involved with Pori Drwy Stori. Many schools and settings run friendly meetings or workshops to introduce the programme to parents and carers. Some introduce the programme at one-to-one parent meetings. Others use letters and social media to share information.

3

Introduce the resources to children in Nursery before they take them home. The more excited children are about the resources, the more likely they are to share this excitement with their families and use the resources at home. Digital versions of resources are available on the Pori Drwy Stori web pages.

4

Maintain communication with parents and carers throughout the programme. Talk to them about what they're doing when they drop off and collect children. Use the feedback slips on the resources. Use Twitter, Facebook or classroom apps to develop two-way communication with parents and carers and to see the resources in use at home.

5

Make links between the resources and what you do in your Nursery. Make the resources available as part of your Continuous Provision. Plan activities which link to the rhymes and the books. Link the rhymes and books to Foundation Phase Areas of Learning and Experience.

6

Use each resource across a half term. This will enable you to develop and sustain links with the home and to develop oracy outcomes over time.

Getting the most out of Pori Drwy Stori Nursery

1

Use the programme to support the delivery of the Curriculum for Wales for your nursery learners.

2

At the end of the programme, **make sure parents and carers know that their children will receive Pori Drwy Stori throughout their Reception year.**

3

Signpost parents and carers to the **online resources available** – including rhyme videos and sound files of the Welsh versions of the books (booktrust.org.uk/poridrwyystori-nursery).

4

If you are an English-medium setting or a setting with a lot of Welsh learners, use the bilingual resources to **build confidence in Welsh** for both parents, carers and children.

5

Use the programme to **find out more about the home learning environment** for different children in your Nursery. Ask children and parents and carers how they have used the resources.

6

Emphasise the importance of **reading for pleasure** and having fun with the Book Talk books.

7

If you have children in your Nursery who don't have English or Welsh as their first language, ask them to **share a rhyme from their own mother tongue**. Engage their parents and carers in this activity.

8

If you have a mixed class that includes some children who are not eligible to receive programme resources (e.g. Reception children or younger Nursery children), you can still learn the rhymes and share the books together and have fun as a whole class.



Some ideas from schools and settings:

Engaging families

Here are some ideas to help parents and carers understand the resources and get the most from them with their child:

- Organise an **open session** or parent meeting to explain what families will receive and when. Talk to families about why rhymes matter and the benefits of sharing books.
- **Display posters** and information on the nursery door or at the drop off point.
- Use **social media/your website/classroom apps** to:
 - introduce the programme and resources
 - update families on what will be coming home next
 - post reminders on what to do and how to have fun at home
 - share links to the resources on the Pori Drwy Stori website e.g. the rhyme videos
 - post photos of the children, letting parents see the resources in action
- Share social media cards for Book Talk
- Use the **feedback slips** in the resources to start conversations with parents and carers about what they have done and what they have enjoyed doing.

It's time to rhyme!

- Say the rhymes at **different times and in different places** e.g. first thing in the morning, at snack time, when heading out to play or going to brush teeth.
- **Change the words** of the rhymes to fit your topics or personalise them e.g. 'Five little bugs went crawling one day...' or 'Farmer [child's name] had a farm...'
- **Incorporate the rhymes** into your weekly planning and increase learning opportunities by extending the rhymes with additional activities. Some ideas from schools and settings:
 - build and paint a house out of wood ('Adeiladu Tŷ Bach, Un, Dau, Tri')
 - go on a visit to see a horse ('Ji Ceffyl Bach') – you could also look at videos
 - find and share stories about bears ('Teddy Bear, Teddy Bear').
- The primary aim of the rhymes is to develop oracy skills, but you can also **make links across the curriculum** e.g. link 'Old MacDonald had a Farm' to outdoor learning, animals and farms, or 'Little Miss Muffet' to bugs.
- **Create a display** for the rhymes. Include the posters and any other related props, pictures, books etc. You could invite the children to bring in photos of themselves using the 'Five Little Ducks' puppets at home to add to the display.
- Organise a **fun rhyme event** to celebrate all that the children have learnt. Have a 'rhyme party' or a mini-concert where children share the rhymes with their parents and carers – get them to join in, too! Children could even dress up as characters from the rhymes!



Building excitement

- You could plan an online or face to face meeting with parents and carers to introduce the resources. This will help families to engage with the programme from the beginning and will encourage them to be partners in their child's learning.
- Use the social cards, A3 poster and activity resources to help build excitement about the books. This will encourage children and families to talk about the book before receiving it and build excitement around books and reading.
- Read the book in nursery before the children take it home. This will help increase the children's excitement and help them become familiar with the book. Children's excitement can often rub off on their families! Hearing the book again and again will also help children become familiar and confident with the language.
- Read the story in a special place for the first time to make it memorable e.g. outside or under a parachute.

Activities based on the book

- Place different items linked to the seaside, jellyfish, sea animals and other things that you see in *The Jellyfish Jiggle* in a basket. Let the children pick one out and match it to the correct page in the book. Use language from the book to talk about the toys with the children.

- Make a video or record yourself reading the book. Share it with families via social media. Children will love sharing it at home with their families! It will also help you model reading the book and could support increased parental engagement.



- Use the book as a springboard to explore other topics and themes e.g. being active, the seaside, friendships and being different. Can you think of additional activities, rhymes, songs or stories about sea animals?
- Find other books in your school/setting that are linked to *The Jellyfish Jiggle*. You could ask children to bring in any linked books that they have at home.
- Place some copies of the book in the book corner or around the nursery to encourage children to pick it up and 'read' independently. Observe the children as they become familiar with the story and illustrations and support them to talk about and re-tell the story on their own and to each other.
- In *The Jellyfish Jiggle*, the sea animals all enjoy moving together in lots of different ways. You could ask the children to join in with the movements or encourage them to make up actions of their own.

Extending the fun

- Encourage children and their families to have fun completing the Book Talk Challenge Cards. Some friendly competition may encourage less engaged children to enjoy sharing books.

- Celebrate completing Book Talk with a fun session for families – you could hold a special storytime session based on the book.



Supporting the Curriculum for Wales

The Pori Drwy Stori Nursery programme can support the development of speech, language and communication skills and a holistic approach to teaching and learning to help ensure that children have opportunities to develop skills within and across the developmental pathways. This table gives some examples.

| Speech, language, communication and developmental skills | LNF/AoLE? |
|---|-----------|
| I can show an interest in books and other reading materials, and enjoy sharing and handling them as a reader e.g. talk about what they liked to do at home (use the feedback slips), talk about their favourite books and rhymes or why they like/don't like the books | LNF |
| I am beginning to use appropriate language to talk about events in the past and future e.g. talk about what they did with the resources at home | LNF |
| Speech, language and communication should be developed holistically through real-life authentic experiences and play opportunities e.g. use words from the rhymes and books in their play, including when using the game resources (duck cards, finger puppets etc) | AoLE |
| I can produce many speech sounds accurately e.g. when talking about the rhymes and books | LNF |
| Ask and answer questions expressing my needs, thoughts, feelings and ideas , e.g. 'Why?', 'How?' and 'Can I?', to establish why things happen and to clarify understanding e.g. asking questions about the stories | AoLE |
| Engage in sound and word play e.g. share the rhymes, guess the rhyming words, add their own rhyming words, fill in the missing rhyming word | AoLE |
| Recognise rhythm and rhyme in spoken words and join in with rhythmic activities e.g. share the rhymes, clap or stamp rhythms, predict the rhyming words | AoLE |
| I can listen to others with growing attention and recall what I have heard later e.g. learn the rhymes by listening, listen attentively to the stories, show attention through their responses to the resources e.g. question prompts and games | LNF |
| Develop my listening, attention and understanding in my play and interactions e.g. follow the actions in a rhyme, follow instructions to use the games | AoLE |
| Retell stories and recall events using pictures to support me e.g. talk about the pictures in the book, use the question card to help you | AoLE |
| I can join in with, repeat or memorise familiar songs, rhymes, stories and poems e.g. listening, joining in with rhymes (whole or in part), responding to stories by anticipating what comes next | LNF |
| I can retell events or experiences in simple terms e.g. retell the stories in simple language | LNF |
| Work with my teachers, parents and other children to problem solve and answer open-ended questions e.g. respond to the Book Talk questions or the activities on the rhyme cards | AoLE |
| Have fun with sounds and use language, including Welsh, in a fun and playful way e.g. ask and answer simple questions about the books using the different words and formats | AoLE |
| I can participate in meaningful communication and I am beginning to take turns in a conversation, following the topic e.g. respond to the questions in the resources, talk about what they did at home in Circle Time | LNF |
| I can focus my attention on the group activity and I can change how I communicate depending on where I am and who I am with e.g. share the rhymes in a group, play the games with other children or parents/carers | LNF |

NB Pori Drwy Stori Nursery can also support other areas of the Curriculum for Wales, especially reading skills.

Get more from Pori Drwy Stori with our online resources

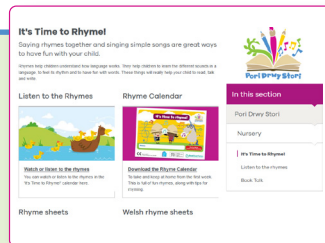


You can use the Pori Drwy Stori Nursery web pages to see and download all the It's Time to Rhyme and Book Talk resources. www.booktrust.org.uk/poridrwystori-nursery

Find all the It's Time to Rhyme resources here

Use the It's Time to Rhyme resources between January and March.

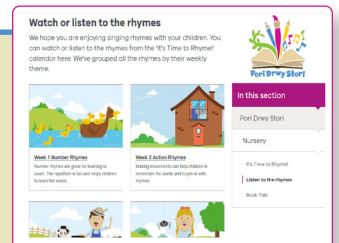
www.booktrust.org.uk/poridrwystori-nursery-its-time-to-rhyme



Watch and listen to the rhymes here

You can listen to the rhymes in class or direct families to use the rhyme videos at home.

www.booktrust.org.uk/poridrwystori-nursery-listen-to-the-rhymes



Find all the Book Talk resources here

www.booktrust.org.uk/poridrwystori-nursery-book-talk



Use the Book Talk resources between the beginning of March and the end of May.

- You can listen to *The Jellyfish Jiggle* being read in Welsh and English.



Pori Drwy Stori for Reception children

The Pori Drwy Stori Reception programme is delivered free of charge to all maintained schools in Wales. No sign-up is necessary.

Pori Drwy Stori inspires a love of books, stories and rhymes and supports reception-aged children to develop literacy and numeracy skills.

You can find out more about the Pori Drwy Stori Reception programme and download resources here. www.booktrust.org.uk/poridrwystori





Contacts

✉ poridrwestori@booktrust.org.uk

🌐 booktrust.org.uk/poridrwestori-nursery

Follow us on Social media

BookTrust

BookTrust is the UK's largest children's reading charity. Each year we reach millions of children across the UK with books, resources and support to help develop a love of reading, because we know that reading can transform lives. Our flagship programme Bookstart aims to reach every child in England and Wales. All children in Wales should receive a Bookstart pack from their Health Visitor at 6 months and at 27 months.

Our work in Wales is delivered by BookTrust Cymru. Visit our website to find fun ideas and resources to help you continue on your reading journey booktrust.org.uk/cymru

